


The Class "A" Uniform Patches & Insignias





The Class "A" Uniform

The Boy Scout uniform helps to create a sense of belonging. Wearing a uniform gives both scouts and leaders a sense of identification and commitment. Making sure that the uniform has all the appropriate patches and insignias brings the troop together as a team, just like any other organization.





The Basics...

At a minimum, every scout Class "A" uniform requires the following patches:

Council Patch


Troop Unit Numbers



The Council Patch and Troop Unit Numbers are placed on the left sleeve just below the shoulder line.

Rank Patch

Epaulet Ribbons





The Rank Patch

The rank patch represents the current rank of the scout. This patch should be sewn on because it will be replaced as your scout advances in rank. It is important to replace the patch as soon as possible so your scout can proudly display his achievement.

The Rank patch is placed on the left front pocket.



Life Scout

Star Scout

Scout

Tenderfoot

Second Class

First Class






Epaulet Ribbons

The most overlooked part of the Class "A" uniform are the epaulet ribbons. These ribbons should be purchased at the same time as the Class "A" shirt.

The ribbons are attached to the shirt, one on each shoulder.





Other Patches...

Not all patches are required to be on the Class "A" uniform. However, there is no reason not to display all your scout's achievements. These patches show that a scout takes pride in his accomplishments, provides a visual historical record and sets an example for new scouts.



The following shows these patches and placement on the Class "A" uniform.



Totin' Chip and Firem'n Chit Patches

The Totin' Chip and Firem' Chit patches represents that the scout has been trained in the safe practices for the use of knives, saws and axes, camp stoves and the proper way to build a campfire.



These patches can be worn as a temporary patch on right pocket; not to be worn on pocket flap even though they have the same shape.



Position Patches

As a scout advances in rank he is required to take on leadership or other positions within the troop. The scout's position is known by a the patch displayed on his uniform.



The patch is place just under the troop numbers on the left sleeve. On the new scout shirt is it is placed on the sleeve pocket.






Merit Badges

Merit Badges are the small patches that are presented to a scout as they achieve each merit badge.

As a scout earns the badges, they should be sewn on to a Boy Scout sash. The sash can be purchased at any official Boy Scout shop.



Eventually this sash becomes a source of pride not only for the scout, but for the parents as well.





And the rest....

The rest of the Class "A" Uniform consists of the following items:

Scout Pants



Scout Hat



Scout Belt

Neckerchief and Slide

